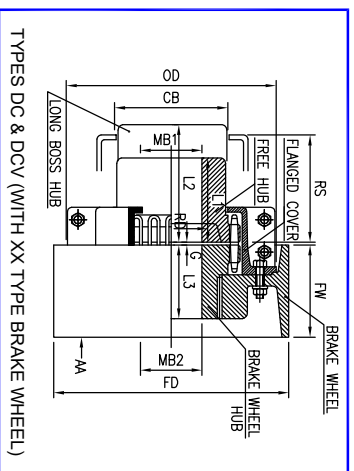
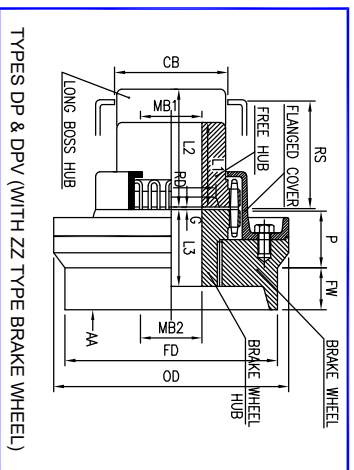
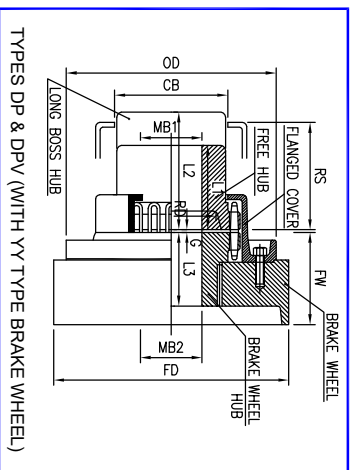
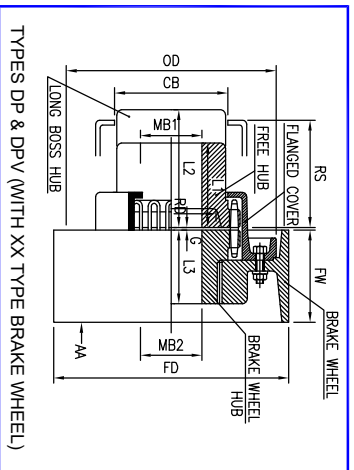


RESILIENT TYPE BRAKE DRUM COUPLING

BRAKE DRUM

BRAKEWHEEL COUPLINGS TYPES DP and DPV, DC and DCV



Coup- Ling NO.	Types DC, DP, DCV and DPV										Types DC, DP, DCV and DPV				Types DC, DCV			Brakewheel			Standard Brakewheel									
	Rating HP/ RPM	Free hub DP DC	Hub length DPV DCV	Hub Length L2	Cover bore CB	Gap G	Max. recess dia. RD	Stock rough bore	Max. bore	Cover dia. OD	Remo- val space RS	Safe speed DPC DPV	DPn DPV	DPps DCsv	Cover dia. OD	Remo- val space RS	Safe speed (RPM)	Min. face dia. FD	Position P	Min. face dia. FD	Position P	Min. face dia. FD	Position P	Face dia. FD	Max. face width FV	Position P	Types	Max. Bore MB2	Safe Speed (RPM)	Coupling No.
204	.030	51	80	85.5	76	1.61	62	16	49	46	178	85	4075	5975	8475	165	60	2725	127	47	178	24	203	152	70	47.5	ZZ	46	4375	204
205	.045	51	111	85.5	89	1.61	70	16	56	52	193	87	3650	5350	7550	181	63	2525	152	47	203	22	228	152	70	47.5	ZZ	52	4375	205
206	.065	57	114	101.5	95	1.61	78	16	60	56	209	117	3475	5125	7275	197	81	2450	152	47	228	31.75	254	140	32	YY	63	2825	207	
207	.095	63.5	114	114	118	1.61	101	25	75	63	228	117	2950	4350	6150	216	81	2050	178	57	228	31.75	254	140	-	XX	63	1975	208	
208	.125	70	114	114	133.5	1.61	111	25	86	76	263	117	-	3675	5275	251	81	1800	203	57	279	31.75	304	108	47.5	ZZ	76	2625	209	
209	.185	89	141	114	156	1.61	133	25	102	86	285	117	-	3275	4675	273	81	1650	228	57	305	31.75	330	146	32	YY	86	2175	210	
211	.355	102	183	159	156	1.61	130	38	102	89	311	187	2150	3150	4450	295	129	1525	228	83	330	54	355	146	54	YY	89	2075	211	